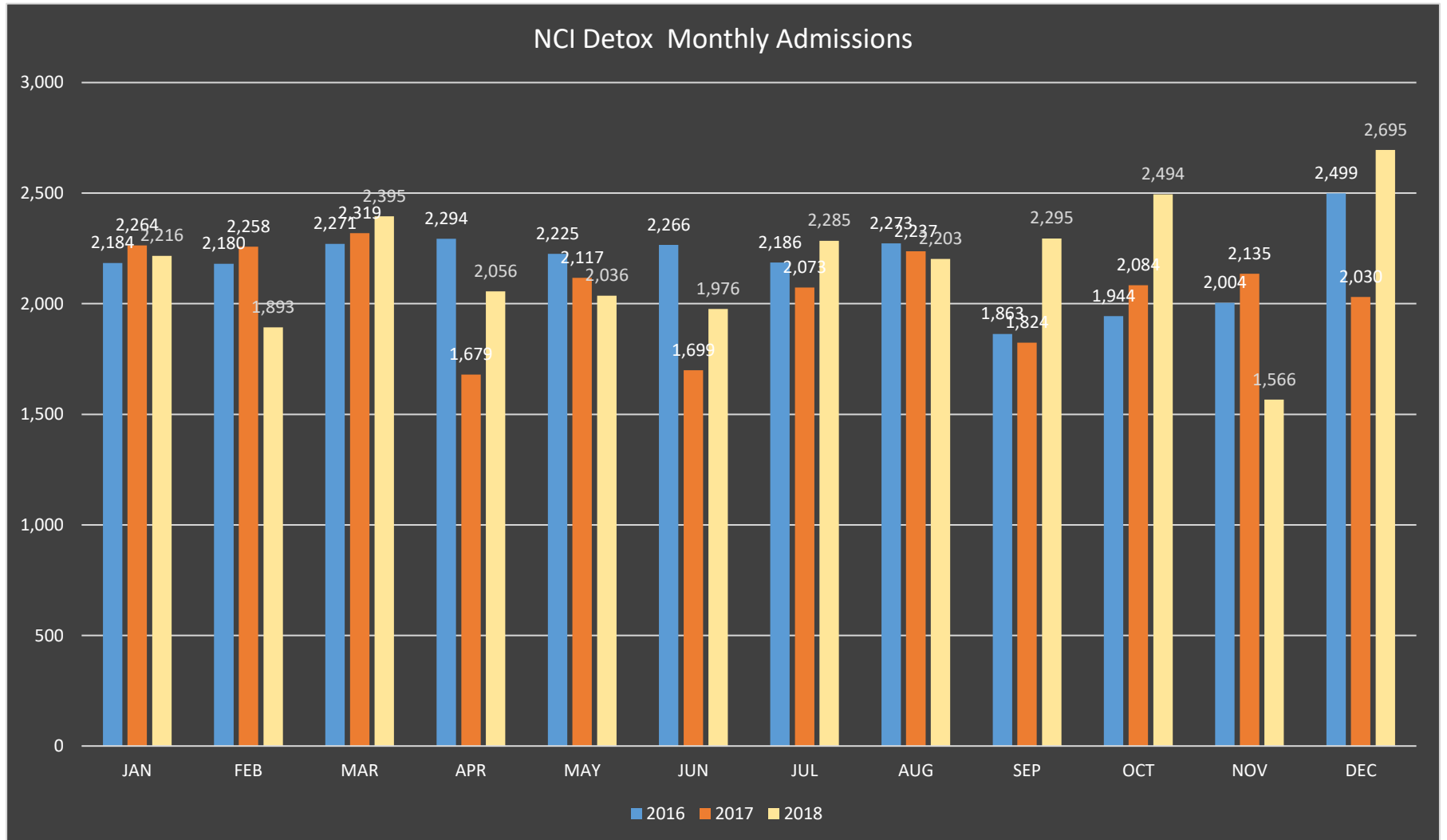


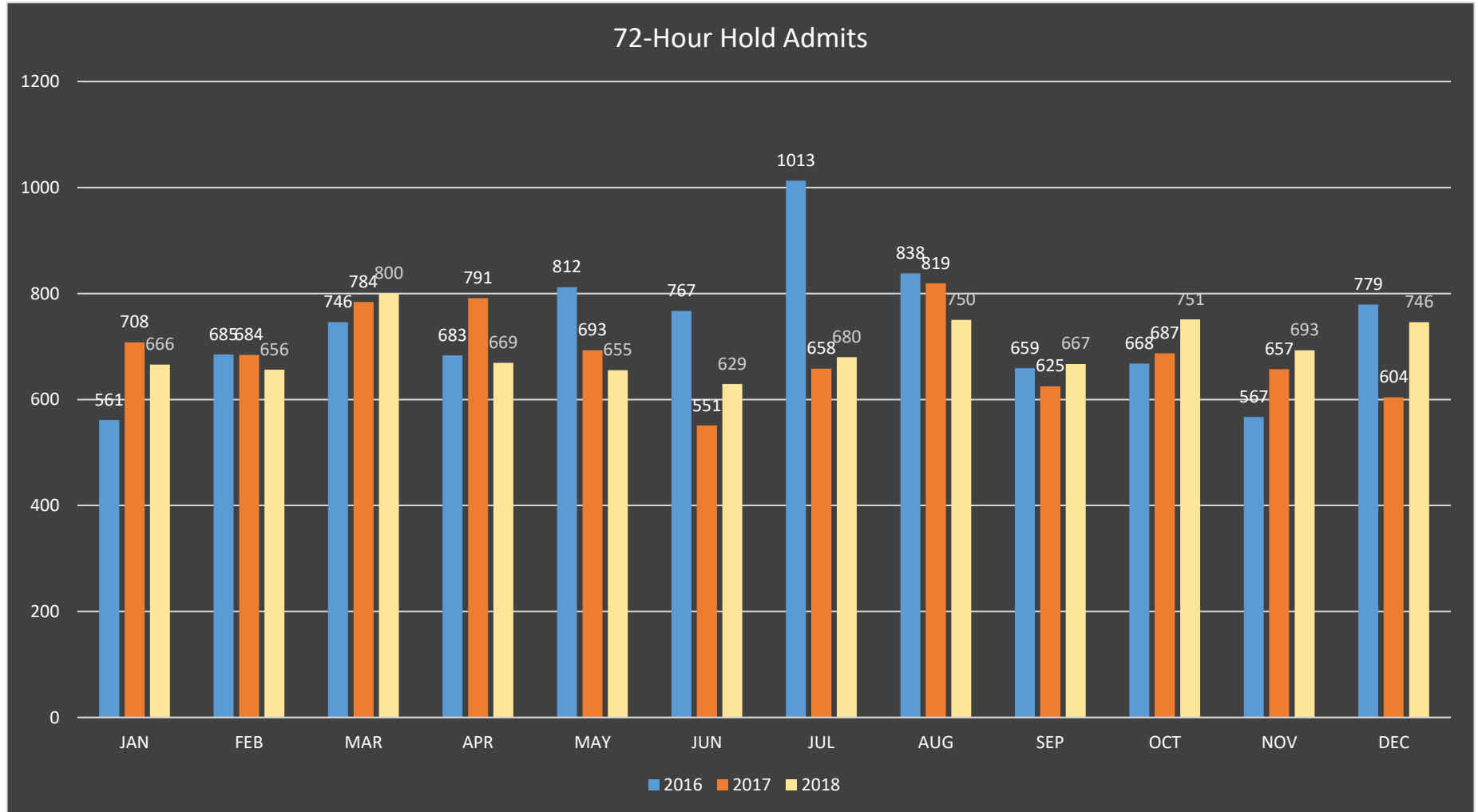
NCI 2016 to 2018

Year	JAN	FEB	MAR	APR	MAY	JUN	JUL	AUG	SEP	OCT	NOV	DEC	Total
2016	2,184	2,180	2,271	2,294	2,225	2,266	2,186	2,273	1,863	1,944	2,004	2,499	26,189
2017	2,264	2,258	2,319	1,679	2,117	1,699	2,073	2,237	1,824	2,084	2,135	2,030	24,719
2018	2,216	1,893	2,395	2,056	2,036	1,976	2,285	2,203	2,295	2,494	1,566	2,695	26,110



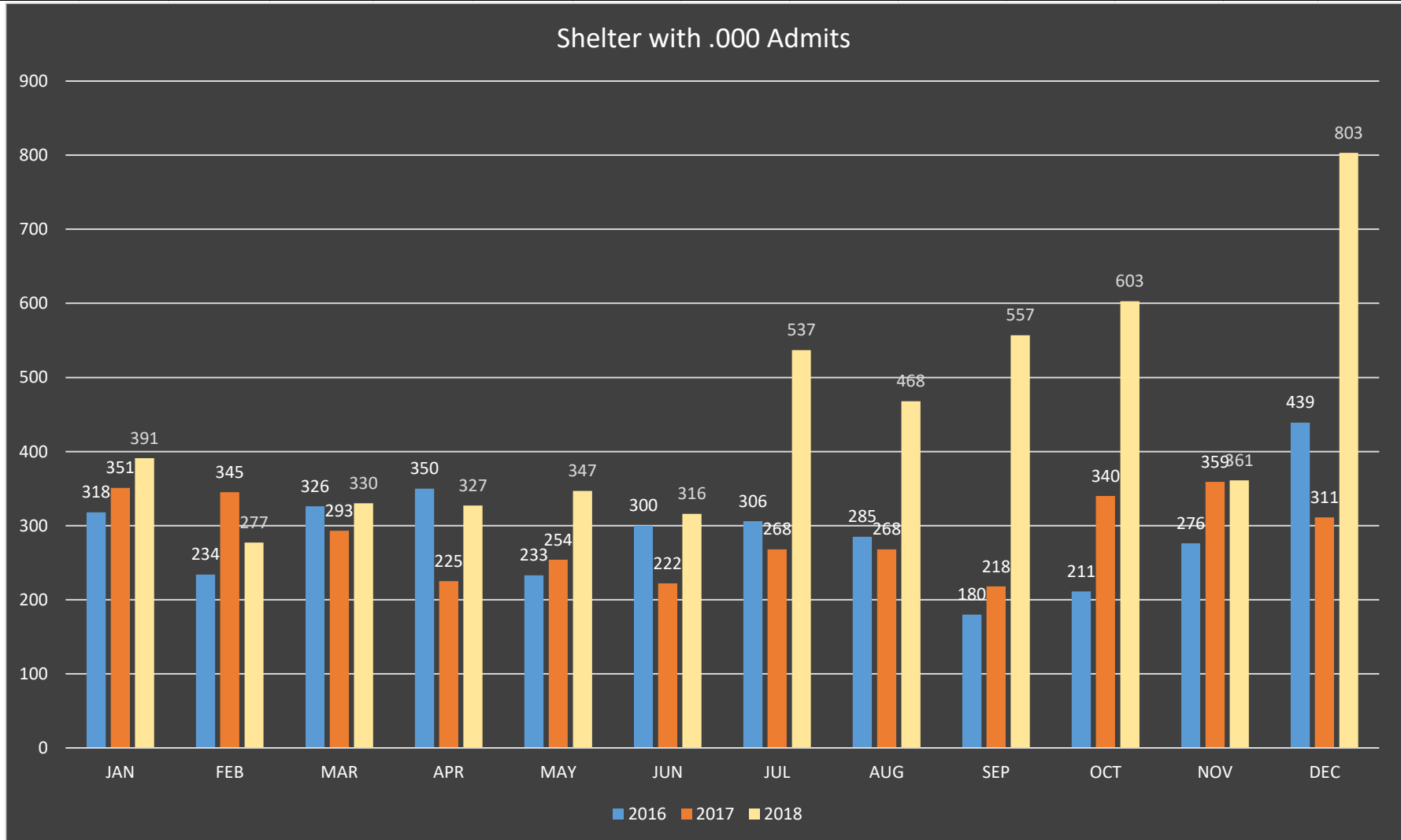
NCI 2016 to 2018

Year	JAN	FEB	MAR	APR	MAY	JUN	JUL	AUG	SEP	OCT	NOV	DEC	Total
2016	561	685	746	683	812	767	1013	838	659	668	567	779	8,778
2017	708	684	784	791	693	551	658	819	625	687	657	604	8,261
2018	666	656	800	669	655	629	680	750	667	751	693	746	8,362



NCI 2016 to 2018

Year	JAN	FEB	MAR	APR	MAY	JUN	JUL	AUG	SEP	OCT	NOV	DEC	Total
2016	318	234	326	350	233	300	306	285	180	211	276	439	3,458
2017	351	345	293	225	254	222	268	268	218	340	359	311	3,454
2018	391	277	330	327	347	316	537	468	557	603	361	803	5,317



NCI 2016 to 2018

Year	JAN	FEB	MAR	APR	MAY	JUN	JUL	AUG	SEP	OCT	NOV	DEC	Total
2016	221	213	198	150	133	98	63	96	93	149	150	309	1,873
2017	282	256	211	94	128	80	99	114	90	139	241	259	1,993
2018	375	329	269	202	239	167	153	149	211	290	215	391	2,990

