


**APPROVAL AND ACCEPTANCE
OF THE
LOCAL LIQUOR EXCISE TAX
ACCOUNTABILITY REPORT**

WHEREAS, the Board of County Commissioners of McKinley County in open meeting on December 18, 2018, reviewed the attached Accountability Report for calendar year 2018 1st Quarter Report; and, has by motion accepted and approved the same pursuant to NMSA 1978 §7-24-10.1.

McKINLEY COUNTY BOARD OF COMMISSIONERS:

DATE: 12/18/18

By: 
Genevieve Jackson, Chairperson

ATTEST:


Harriett K. Becenti, County Clerk

WHEREAS, the City of Gallup Council in open meeting on December 18, 2018, reviewed the attached Accountability Report for calendar year 2018 1st Quarter Report; and, has by motion accepted and approved the same pursuant to NMSA 1978 §7-24-10.1.

CITY OF GALLUP:

DATE: _____

By: _____
Jackie McKinney, Mayor

ATTEST:

Alfred Abeita, City Clerk

**APPROVAL AND ACCEPTANCE
OF THE
LOCAL LIQUOR EXCISE TAX
ACCOUNTABILITY REPORT**

WHEREAS, the Board of County Commissioners of McKinley County in open meeting on December 18, 2018, reviewed the attached Accountability Report for calendar year 2018 2nd Quarter Report; and, has by motion accepted and approved the same pursuant to NMSA 1978 §7-24-10.1.

McKINLEY COUNTY BOARD OF COMMISSIONERS:

DATE: 12/18/18

By: 
Genevieve Jackson, Chairperson

ATTEST:


Harriett K. Becenti, County Clerk

WHEREAS, the City of Gallup Council in open meeting on December 18, 2018, reviewed the attached Accountability Report for calendar year 2018 2nd Quarter Report; and, has by motion accepted and approved the same pursuant to NMSA 1978 §7-24-10.1.

CITY OF GALLUP:

DATE: _____

By: _____
Jackie McKinney, Mayor

ATTEST:


Alfred Abeita, City Clerk

**APPROVAL AND ACCEPTANCE
OF THE
LOCAL LIQUOR EXCISE TAX
ACCOUNTABILITY REPORT**

WHEREAS, the Board of County Commissioners of McKinley County in open meeting on December 18, 2018, reviewed the attached Accountability Report for calendar year 2018 3rd Quarter Report; and, has by motion accepted and approved the same pursuant to NMSA 1978 §7-24-10.1.

McKINLEY COUNTY BOARD OF COMMISSIONERS:

DATE: 12/18/18

By: 
Genevieve Jackson, Chairperson

ATTEST:


Harriett K. Becenti, County Clerk

WHEREAS, the City of Gallup Council in open meeting on December 18, 2018, reviewed the attached Accountability Report for calendar year 2018 3rd Quarter Report; and, has by motion accepted and approved the same pursuant to NMSA 1978 §7-24-10.1.

CITY OF GALLUP:

DATE: _____

By: _____
Jackie McKinney, Mayor

ATTEST:

Alfred Abeita, City Clerk

**APPROVAL AND ACCEPTANCE
OF THE
LOCAL LIQUOR EXCISE TAX
ACCOUNTABILITY REPORT**

WHEREAS, the Board of County Commissioners of McKinley County in open meeting on January 22, 2019, reviewed the attached Accountability Report for calendar year 2018 4th Quarter Report; and, has by motion accepted and approved the same pursuant to NMSA 1978 §7-24-10.1.

McKINLEY COUNTY BOARD OF COMMISSIONERS:

DATE: _____

By: _____
Genevieve Jackson, Chairperson

ATTEST:

Harriett K. Becenti, County Clerk

WHEREAS, the City of Gallup Council in open meeting on January 7, 2019, reviewed the attached Accountability Report for calendar year 2018 4th Quarter Report; and, has by motion accepted and approved the same pursuant to NMSA 1978 §7-24-10.1.

CITY OF GALLUP:

DATE: _____

By: _____
Jackie McKinney, Mayor

ATTEST:

Alfred Abeita, City Clerk

2017 & 2018 Quarterly Report Data

ADMISSIONS	2017 Detox	2018 Detox
1st Quarter	6841	6504
2nd Quarter	5495	6297
3rd Quarter	6134	6992
4th Quarter	6249	6755

TRANSPORT	2017 Detox	2018 Detox
1st Quarter	4219	3767
2nd Quarter	3741	3621
3rd Quarter	4385	3912
4th Quarter	3840	3749

JSACC	2017	2018
type	active/new	active/new
1st Quarter	27/19	22/8
2nd Quarter	31/12	8/5
3rd Quarter	25/3	14/28
4th Quarter	21/17	28/6

DWI IOP	2017	2018
type	active/new	active/new
1st Quarter	29/18	32/16
2nd Quarter	33/22	21/10
3rd Quarter	27/12	8/6
4th Quarter	30/21	12/10

*active is "new" AND current clients together
 **new is clients who enrolled strictly in that quarter

**QUARTER 1 FY18
LET Report Data
JSACC**

January: Case Management: **2 NEW, 25 TOTAL**
of Follow-ups: **2**
Botvin Life Skills: **0**
Project Venture: **0**
Girls Circle: **0**
Community Presentations: **1 – McKinley Early Childhood
Coalition**

February: Case Management: **4 NEW, 25 TOTAL**
of Follow-ups: **3**
Botvin Life Skills: **4**
Project Venture: **0**
Girls Circle: **0**
Community Presentations: **2 – Gallup High Teen Health
Fair & Hozho Center**

March: Case Management: **2 NEW, 17 TOTAL**
of Follow-ups: **9**
Botvin Life Skills: **4**
Project Venture: **0**
Girls Circle: **0**
Community Presentations: **0**

**QUARTER 2 FY18
LET Report Data
JSACC**

April: Case Management: **2 NEW, 8 TOTAL**
of Follow-ups: **10**
Community Presentations: **1 – Ramah-Navajo Public
Safety Day**

May: Case Management: **2 NEW, 10 TOTAL**
of Follow-ups: **2**
Botvin Life Skills: **7**
Girls Circle: **2**
Community Presentations: **2 – Community Wellness
Group, Our Journey
Counseling Group**

June: Case Management: **1 NEW, 7 TOTAL**
of Follow-ups: **1**
Community Presentations: **1 – BHC Community
Round-up**

**QUARTER 3 FY18
LET Report Data
JSACC**

July: Case Management: **1 NEW, 5 TOTAL**
of Follow-ups: **0**
Community Presentations: **5 – Chichiltah Chapter
(AM/PM Group), Standing Rock Chapter, Churchrock
Chapter, Tseyatoh Chapter**

August: Case Management: **8 NEW, 10 TOTAL**
of Follow-ups: **0**
Community Presentations: **1 – Wingate Middle School
(Admin Staff)**

September: Case Management: **19 NEW, 28 TOTAL**
of Follow-ups: **2**
Botvin Life Skills (Wingate Middle School): **48**
Girls Circle (Wingate Middle School): **10**
Boys Council (Wingate Middle School): **10**
Community Presentations: **0**

**QUARTER 4 FY18
LET Report Data
JSACC**

October: Case Management: **5 NEW, 31 TOTAL**
of Follow-ups: **0**
Botvin Life Skills (Wingate Middle School): **48**
Girls Circle (Wingate Middle School): **5**
Boys Council (Wingate Middle School): **5**
Community Presentations: **1 - Wingate Middle School**

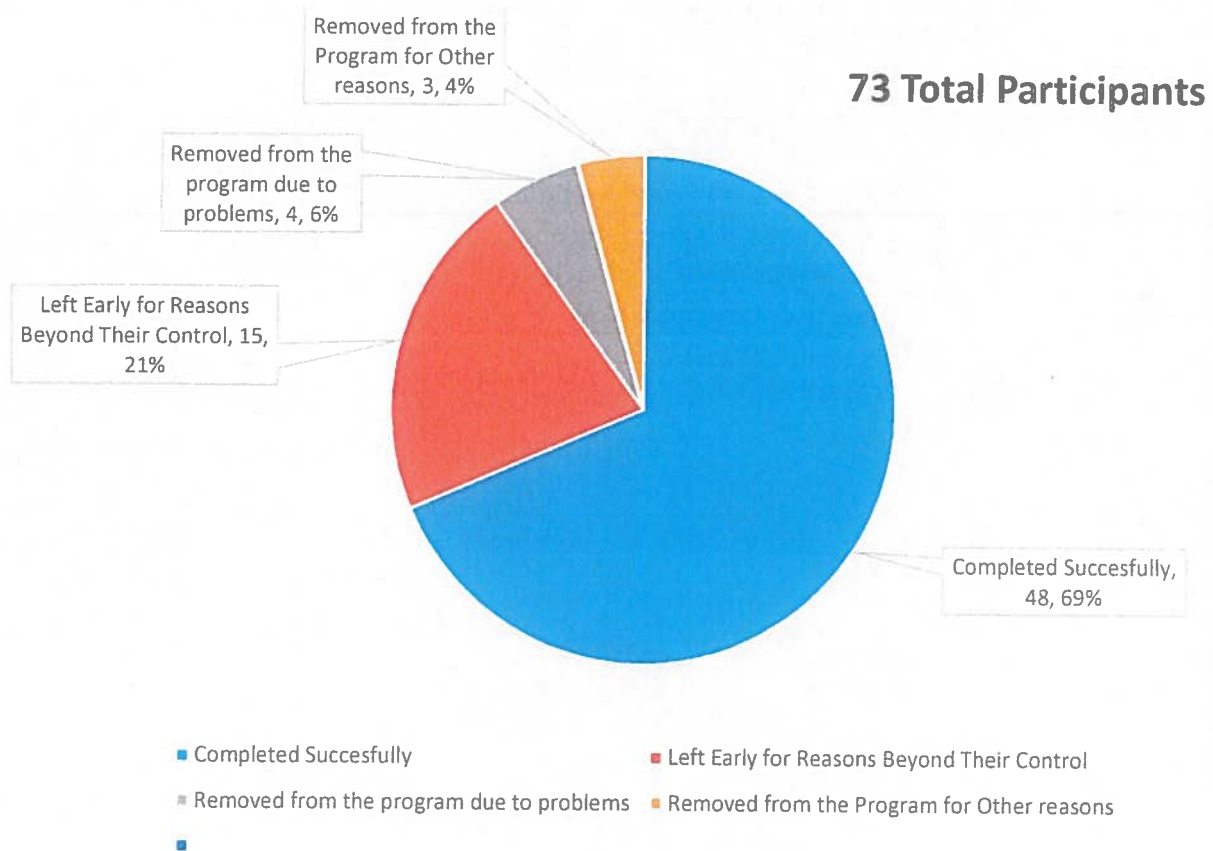
November: Case Management: **0 NEW, 28 TOTAL**
of Follow-ups: **0**
Botvin Life Skills (Wingate Middle School): **48**
Boys Council (Wingate Middle School): **5**
Community Presentations: **0**

December: Case Management: **1 NEW, 27 TOTAL**
of Follow-ups: **0**
Community Presentations: **0**

Gallup McKinley County Detention Center Drug and Alcohol Treatment Program

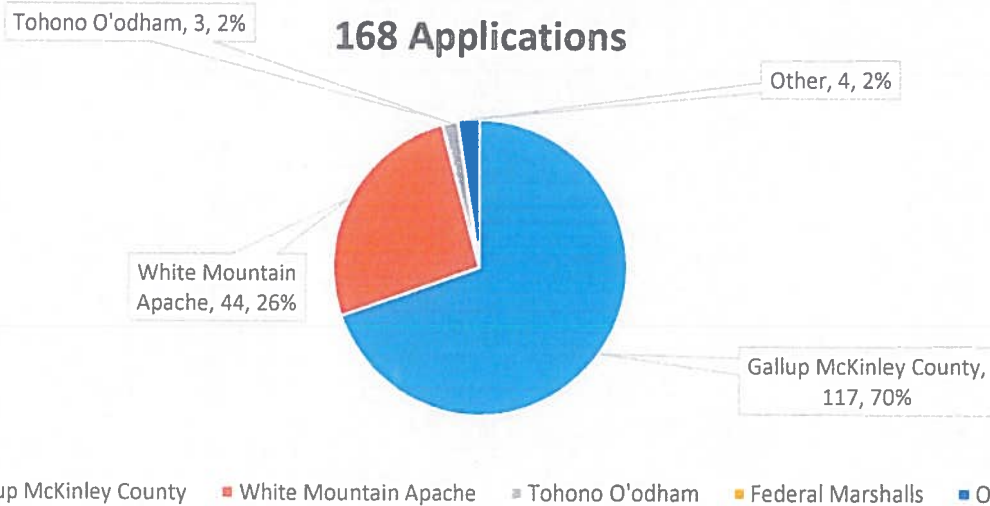
February 12 – June 30, 2018

The Gallup McKinley County Detention Center Drug and Alcohol Treatment Program started on February 12, 2018 with 5 inmates. Between then and June 30, 2018, 73 inmates were accepted into the program. 48 of those completed the 28-day program successfully.

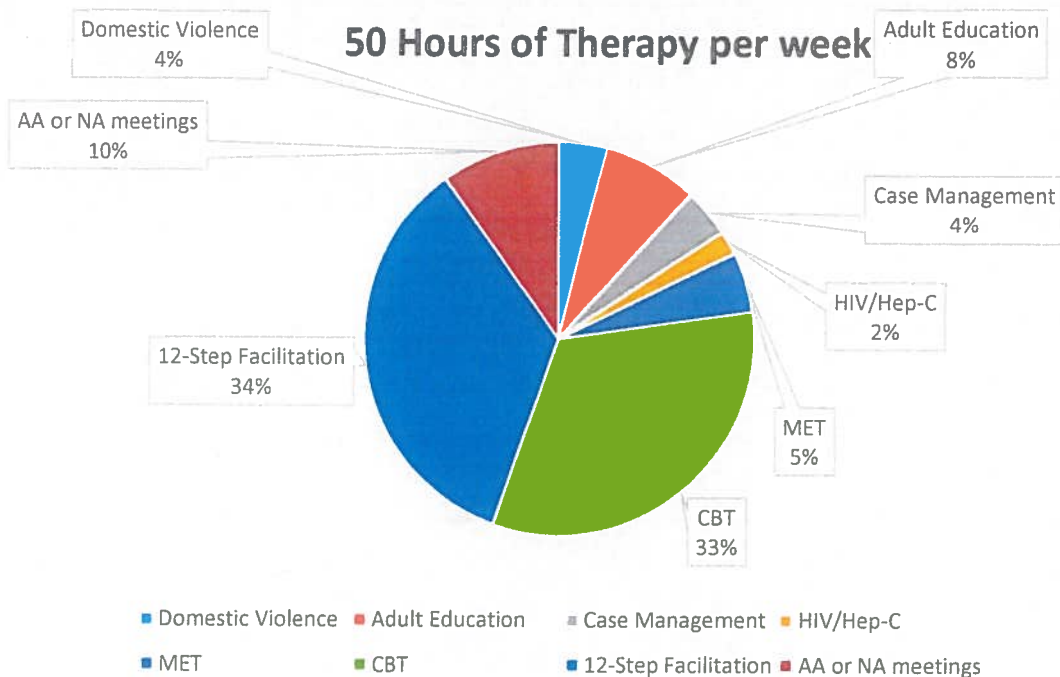


Some of the inmates indicated above were still in the program at the end of June 2018. Between February 2018 and June 2018, 168 inmates asked to be considered for the program (submitted a referral/request form). More than half of those left the ADC before they could get into the program or changed their minds when called for an intake interview to gain entry into the JTP.

Most inmates accepted into the program are from Gallup or McKinley County. The program is open to other jurisdictions. We are working to increase contracts for treatment with other jurisdictions.

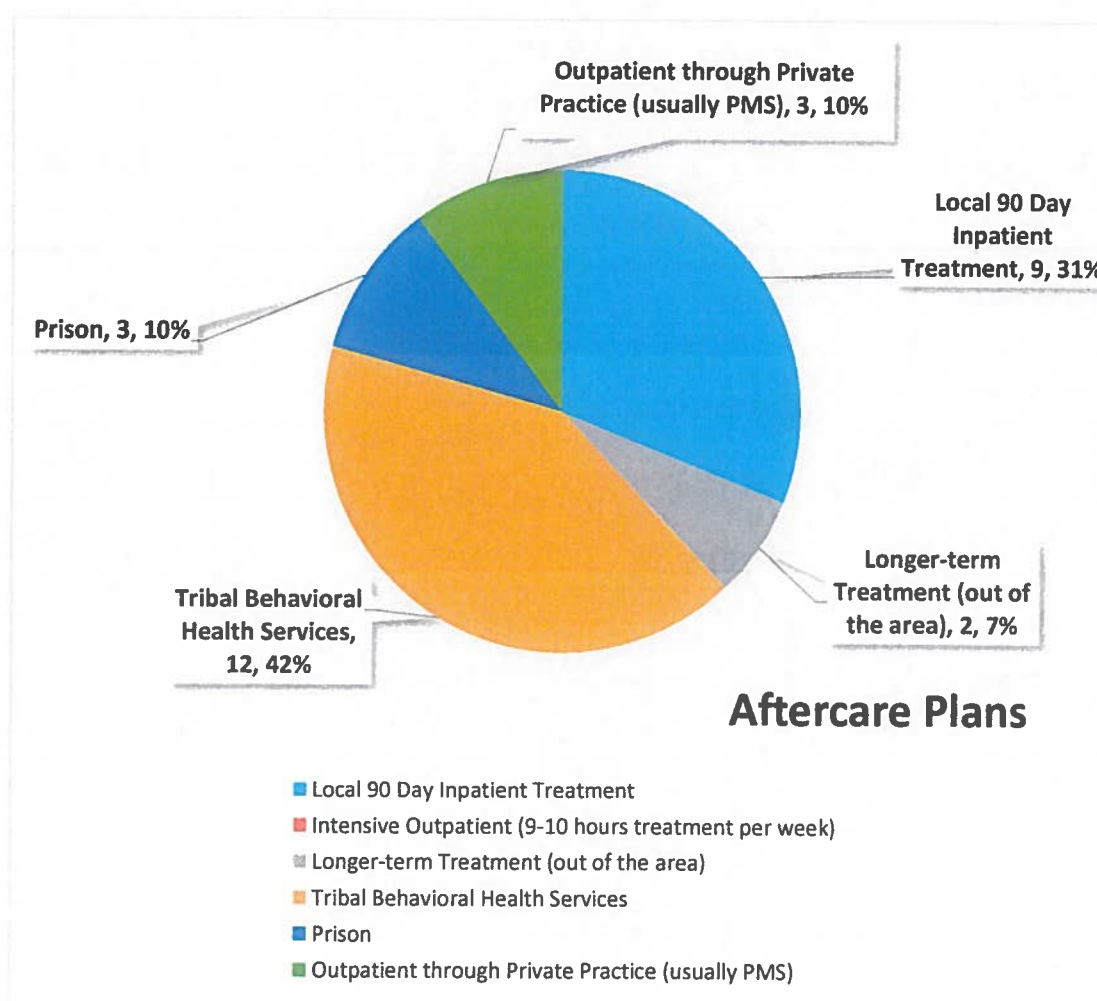


Inmates in the 28 day program get approximately 50 hours per week of group counseling. This counseling takes the form of 8 hours of Domestic Violence Education, 12 hours of Adult Education for those who need their high school diploma, 4 hours of HIV/Hep-C education and treatment, 8 hours of Case Management (which continues after release), and 160 hours of Substance Abuse Education. Substance abuse education utilizes SAMSHA’s Project Match Model, an evidence based substance abuse approach which includes Cognitive Behavioral Therapy, 12-Step Facilitation, and Motivational Enhancement Therapy. Participants also are exposed to 12 hours of programming specifically talking about making the transition from jail to home in addition to their 8 hours with their case manager which will continue after treatment.



Successful graduates also have the opportunity to continue working with their case manager who can assist them with job placement, housing, obtaining identification, connecting with aftercare and more. They can work with their case manager for at least one year post-treatment.

A major goal of our treatment program is to motivate clients to continue in recovery after treatment. Solid recovery from substance abuse takes a lifetime of work. Nine of our successful graduates moved on to longer-term treatment by entering a local 90-day inpatient treatment program. Twelve of our graduates returned to their local tribal Behavioral Health Services. Three of our graduates made plans to do other outpatient treatment. In additional two graduates entered longer-term treatment programs. All clients made plans to attend twelve-step self-help meetings such as Narcotics Anonymous or Alcoholics Anonymous.



Program Stats at a Glance Quarterly Breakdown

1st quarter (February 12-March 31, 2018)

58 total referrals.

26 accepted into the program.

10 rejected for other reasons.

15 have left the ADC before they could get into the program.

4 rejected for other reasons.

3 refused treatment when asked.

19 completed the program successfully.

5 left early due to a reason beyond their control (released from jail, extradited, etc.).

1 was removed from the pod (disciplinary reasons).

1 left early for some other reason.

29 applications were from Gallup, McKinley County.

27 of the applications were from the White Mountain Apache Tribe.

1 of the applications was from the Tohono O'odham, Arizona tribe.

1 of the applications was from another jurisdiction.

6 went to RMCHCS 90 day treatment program for aftercare services.

11 to Tribal Behavioral Health Services.

2 to other private practices for aftercare services (usually PMS if local).

0 prison.

2 longer-term treatment programs (more than 90 days)

2nd Quarter (April 1, 2018 –June 30, 2018)

110 total referrals.

47 accepted into the program.

31 were rejected as disciplinary risks.

17 left the ADC before they could get in.

10 rejected for other reasons.

12 refused treatment when asked.

29 completed the program successfully.

10 left early left early due to a reason beyond their control (released from jail, extradited, etc.).

3 were removed from the pod (disciplinary reasons).

2 left early for some other reason.

88 applications were from Gallup, McKinley County.

17 of the applications were from the White Mountain Apache Tribe.

2 of the applications was from the Tohono O'odham, Arizona tribe.

3 of the applications was from another jurisdiction.

3 went to RMCHCS 90 day treatment program for aftercare services.
1 to Tribal Behavioral Health Services.
1 to other private practices for aftercare services (usually PMS if local).
3 to prison.
0 to longer-term treatment programs (more than 90 days).

Monthly Admission 2018

	JAN	FEB	MAR	APR	MAY	JUN	JUL	AUG	SEP	OCT	NOV	DEC	Total
Males	1853	1624	1988	1695	1614	1633	1928	1763	1834	1994	1290	2282	21498
Females	363	269	407	361	422	343	357	440	461	500	276	413	4612
TOTAL	2216	1893	2395	2056	2036	1976	2285	2203	2295	2494	1566	2695	26110

Shelter with .000 Admits

	JAN	FEB	MAR	APR	MAY	JUN	JUL	AUG	SEP	OCT	NOV	DEC	Total
Males	355	257	286	283	243	265	476	374	428	471	287	683	4408
Females	36	20	44	44	104	51	61	94	129	132	74	120	909
TOTAL	391	277	330	327	347	316	537	468	557	603	361	803	5317

Shelter with BrAC Reading

	JAN	FEB	MAR	APR	MAY	JUN	JUL	AUG	SEP	OCT	NOV	DEC	Total
Males	293	264	228	156	176	142	134	80	146	219	177	326	2341
Females	82	65	41	46	63	25	19	69	65	71	38	65	649
TOTAL	375	329	269	202	239	167	153	149	211	290	215	391	2990

Medical PHS

	JAN	FEB	MAR	APR	MAY	JUN	JUL	AUG	SEP	OCT	NOV	DEC	Total
Males	88	93	129	119	113	93	116	130	109	95	74	96	1255
Females	26	21	31	22	19	30	29	29	30	20	18	23	298
TOTAL	114	114	160	141	132	123	145	159	139	115	92	119	1553

Medical RMCH

	JAN	FEB	MAR	APR	MAY	JUN	JUL	AUG	SEP	OCT	NOV	DEC	Total
Males	6	2	10	2	4	5	2	2	6	3	6	6	54
Females	0	1	1	2	0	1	1	1	1	0	1	1	10
TOTAL	6	3	11	4	4	6	3	3	7	3	7	7	64

Law Enforcement Admissions by Agency

	JAN	FEB	MAR	APR	MAY	JUN	JUL	AUG	SEP	OCT	NOV	DEC	Total
GPD	1216	1069	1482	1246	1163	1212	1330	1316	1266	1383	821	1273	14777
MCSO	97	92	130	125	136	140	103	102	107	96	66	100	1294
NNPD	6	2	3	1	1	5	3	0	3	0	4	0	28
NMSP	9	7	10	10	12	7	11	6	4	4	0	2	82
NNBHS	0	0	0	0	0	0	0	0	0	0	0	0	0
UNM	2	0	0	0	2	0	0	0	1	0	0	0	5
ZUNI	0	0	0	0	0	0	0	0	0	0	0	0	0
TOTAL	1330	1170	1625	1382	1314	1364	1447	1424	1381	1483	891	1375	16186

Individual Clients on 72 Hr Hold

	JAN	FEB	MAR	APR	MAY	JUN	JUL	AUG	SEP	OCT	NOV	DEC	Total
Males	190	217	266	220	198	214	232	246	231	229	223	228	2694
Females	38	33	40	42	39	47	39	43	34	51	44	36	486
TOTAL	228	250	306	262	237	261	271	289	265	280	267	264	3180

72 Hours Admits

	JAN	FEB	MAR	APR	MAY	JUN	JUL	AUG	SEP	OCT	NOV	DEC	Total
Males	570	586	704	569	544	533	572	644	577	628	591	655	7173
Females	96	70	96	100	111	96	108	106	90	123	102	91	1189
TOTAL	666	656	800	669	655	629	680	750	667	751	693	746	8362